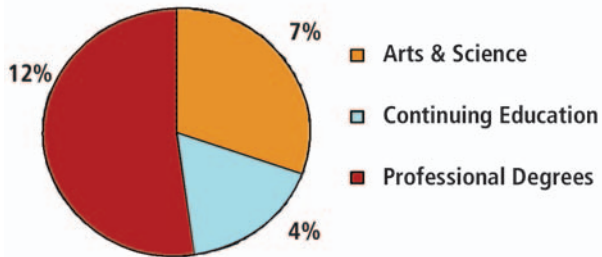

GRADUATE STUDY

Ph.D. and master's degree pursuit in the **arts and sciences** accounts for 7 percent of the class pursuing graduate study. **Professional** degrees are being pursued by 12 percent, while another 4 percent of the class is pursuing **non-degree** continuing education.



Top Graduate & Professional Schools

Wake Forest University
Columbia University
UNC-Chapel Hill
University of Georgia
Duke University
Dartmouth College
East Carolina University
London School of Economics
Louisiana State University
Medical College of Georgia

We at the college are proud of the Class of 2006 and know that they will continue to contribute great gifts to our global community.

Davidson College
Office of Career Services
Box 7180
Davidson, NC 28035-7180
704-894-2132
www.davidson.edu/careers

DAVIDSON
◆

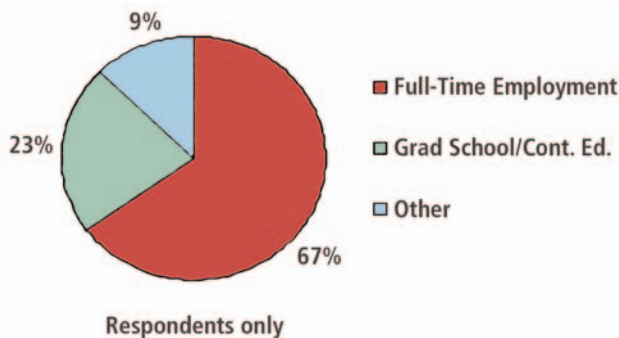


Davidson College seeks to provide students with the strongest educational experience possible in all aspects of their lives. As they face the difficult choices about graduate study and post-degree employment, the college provides extensive education, support services, and programs to enable the students' success in making the transition from Davidson to a new stage of life.

To assure that our students are successful in this transition, each year the Office of Career Services collects information from the previous year's graduating class to document their post-graduation pursuits. In the Class of 2006, 96 percent responded to our survey, and here is a snapshot of those results.

OVERVIEW

With 439 graduates responding, 97 percent are engaged in planned activities with only 3 percent still seeking employment. 67 percent of the Class of 2006 secured **full-time employment and/or service** engagements, 23 percent pursued **graduate education**, 1 percent received **independent fellowships**, 5 percent consciously chose to take purposeful **time off** from study and work, and 3 percent were still engaged in **seeking employment** as their primary activity.



FULL-TIME EMPLOYMENT

Business leads all categories of full-time employment with 19 percent of the respondents. **Education** comes in at 12 percent, with **Non-Profit/NGO** at 6 percent. The leading employers of the Class of 2006, not counting the college, were Bank of America, Wachovia, Teach for America, and AmeriCorps. The chart below shows all categories.

TOP EMPLOYERS

Business and Industry

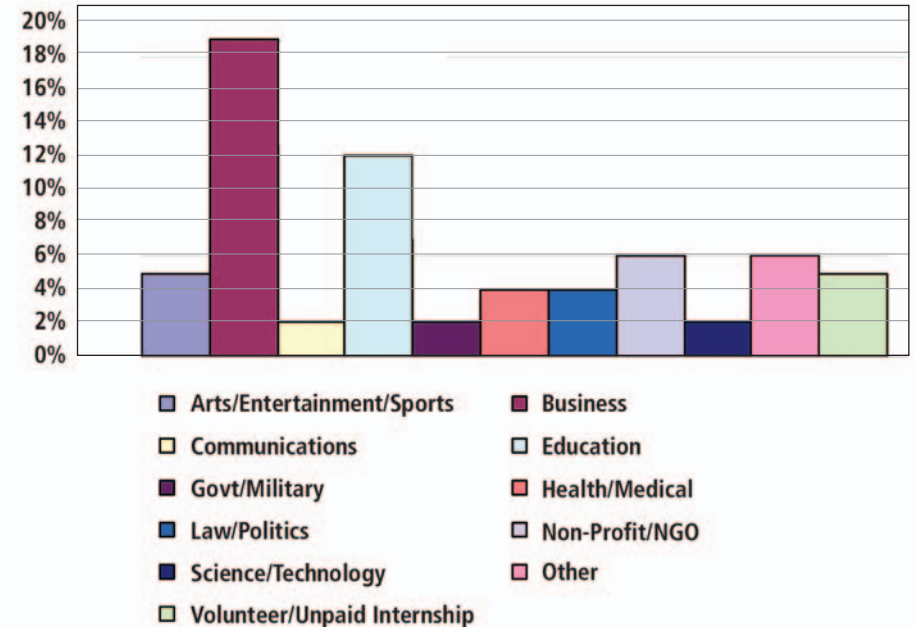
Bank of America
Wachovia
McMaster-Carr
Alston & Bird LLP
Edgeview Partners
Enterprise
Hewitt Associates
Lehman Brothers
Mergent Inc.

Education

Davidson College
Teach for America
French Ministry of Education
Xinyu College
Leewen Foreign Language School
Charlotte-Mecklenburg Schools

Non-Profit, Other

AmeriCorps
Jesuit Volunteer Corps
National Institutes of Health
Peace Corps
U.S. Army
Cato Institute
Habitat for Humanity



TOP GEOGRAPHIC AREAS OF EMPLOYMENT

North Carolina
New York
District of Columbia
Georgia
Virginia
Maryland
California
Texas
China
France

